



COWBOY LOG HOMES


WOOD CRAFTER SERIES




6" X 8" D-LOG




6" X 8" FLAT/FLAT LOG



8" X 8" D-LOG



8" X 8" FLAT/FLAT LOG



8" ROUND T&G

Other profiles available, call for pricing.

D-Log--6"x10", 6"x12", 8"x10", 8"x12",
10"x10", 10"x12", & 12"x12"

Flat/Flat--6"x10", 6"x12", 8"x10", 8"x12",
10"x10", 10"x12", & 12"x12"

Round T&G-- 9", 10", 12"



WOOD CRAFTER SERIES

Email: mike@cowboyloghomes.com

Phone: (406)388-3458

ALL LOGS RANDOM LENGTH
REQUIRE CUTTING IN THE FIELD

WOOD CRAFTER SERIES ROUND T&G LOG PACKAGE

EXTERIOR LOG SIDING FOR
GARAGE, LAUNDRY ROOM, &
DORMERS

CORNER POSTS FOR
GARAGE & DORMERS

LOG RIDGE BEAM WITH PITCH CUT

SUPPORT POSTS WITH END NOTCH

LOG FLOOR JOISTS WITH FLATTENED TOP

LOG GIRGER BEAM

** OPTIONAL LOG STAIRCASE

SADDLE NOTCHED CORNERS

RANDOM LENGTH
LOG WALLS

PORCH POSTS WITH TOP NOTCH

** OPTIONAL LOG RAILING

PORCH HEADER BEAM
WITH FLATTENED TOP

- * LAG SCREWS FOR POSTS & BEAM CONNECTIONS
- * LAG SCREWS FOR FIRST ROW OF LOGS
- * ONLY LOG SCREWS
- * 1" WOOD DOWELS FOR END JOINTS
- * 2 ROWS OF FOAM TAPE PER LOG COURSE
- * LOG BUILDERS CAULK
- * 1" WOOD DOWELS FOR END JOINTS
- * SCREW JACKS FOR SUPPORT POSTS
- * ALL LOGS NUMBERED FOR ASSEMBLY
- * LOG SCHEDULE
- * CONSTRUCTION DRAWINGS
- * DELIVERY TO JOBE SITE 1,000 MILES F.O.B. BELGRADE, MT.



WOOD CRAFTER SERIES

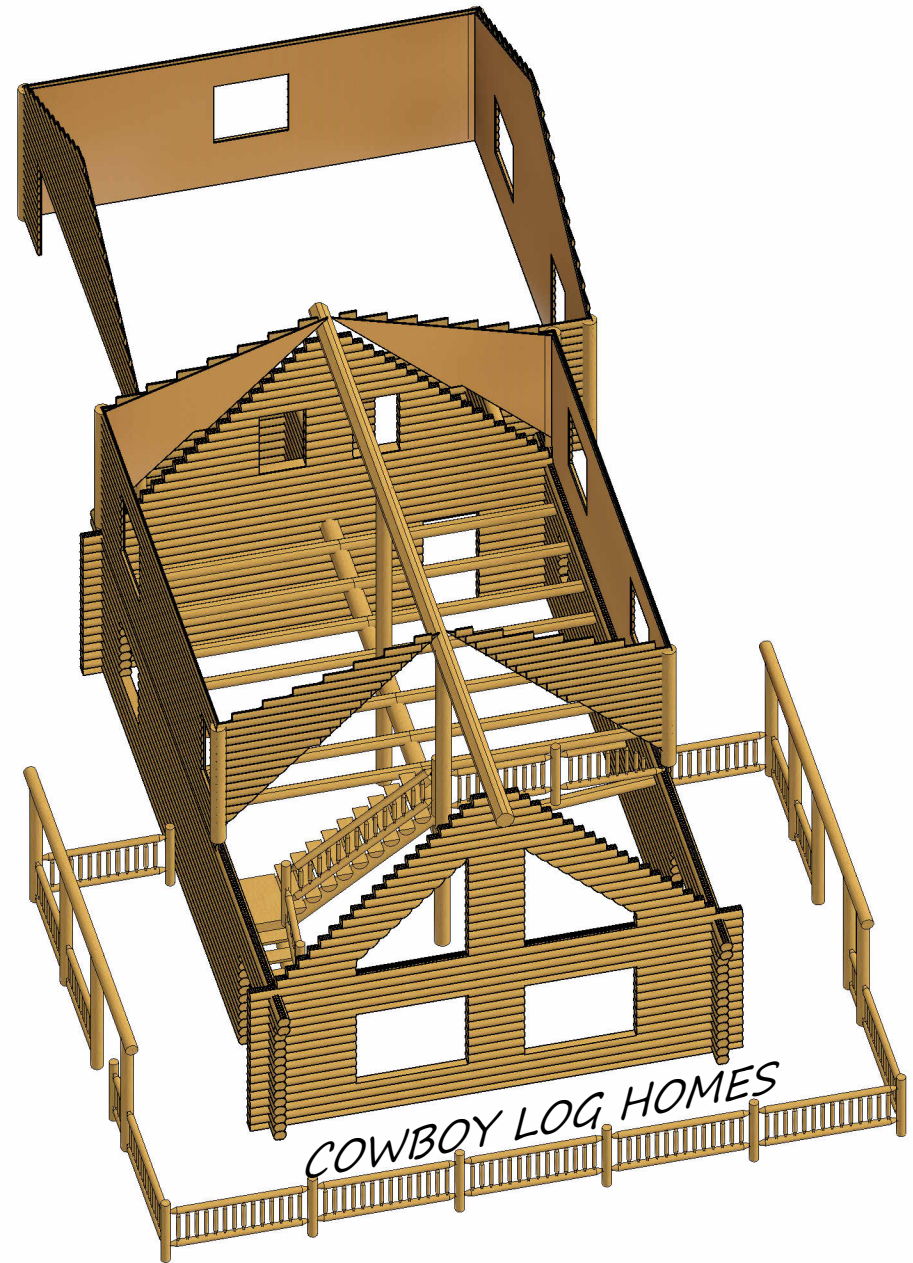
Email: mike@cowboyloghomes.com

Phone: (406)388-3458

WOOD CRAFTER SERIES

ROUND T&G LOG SHELL PACKAGE

- ALL LOGS ARE RANDOM LENGTH
- 1/2 STARTER LOGS FOR FIRST ROW ON GABLE END SIDE
- RANCH FLOOR PLANS ARE 14 ROWS HIGH FOR 8'-2" WALL HEIGHT
- LOFT FLOOR PLANS ARE 16 ROWS HIGH FOR 9'-4" WALL HEIGHT
- SOLID LOG GABLES FOR ALL FLOOR PLANS
- SADDLE NOTCHED CORNERS
- LOG GIRDER BEAM
- LOG FLOOR JOIST WITH FLATTENED TOP
- LOG RIDGE BEAM WITH PITCH/FLAT FOR ROOF PITCH
- LOG SUPPORT POST WITH TOP NOTCH
- LOG PORCH HEADER 8" DIA. WITH FLATTENED TOP
- LOG PORCH POSTS 8" DIA. WITH TOP NOTCH
- LOG SIDING FOR DORMERS & GARAGES AS PER PLAN
- LOG CORNER POSTS FOR DORMERS & GARAGES AS PER PLAN
- LAG SCREWS FOR LOG POSTS AND BEAM CONNECTIONS
- LAG SCREWS FOR FIRST LOG ROW
- ONLY LOG SCREWS FOR 24" O.C.
- TWO ROWS OF FOAM TAPE PER LOG COURSE
- LOG BUILDERS CAULK
- 1" WOOD DOWELS FOR END JOINTS
- SETTLE JACKS FOR SUPPORT POSTS
- CONSTRUCTION DRAWINGS
- DELIVERY TO JOB SITE 1,000 MILES F.O.B. BELGRADE, MT.



WOOD CRAFTER SERIES

Email: mike@cowboyloghomes.com

Phone: (406)388-3458